

LED technics

Light - Emitting - Diodes

Advantages

An LED has an extremely long life span: it is considerably longer than that of a halogen bulb.

The LED is hard to break and very enduring.

The cold white (bluish) light of an LED is not as strongly absorbed by the water as the warm white (reddish) light of a halogen bulb. Therefore, underwater an LED light has a greater range.

Due to the individual perception cold white LED light seems in dark environments to be stronger than warm white halogen light.

Disadvantages

Fairly high costs of the LED and the necessary electronics.
Bad rendition of the red colour.
Due to the individual perception warm white LED light seems in light environments to be stronger than cold white LED light.

Conclusion

We recommend the use of an LED-illuminant for night dives in freshwater, for dives in murky and cloudy water and for cave dives.

When diving in tropical waters it is recommended to use halogen light because of the better color rendering.

Solution

For some of our underwater lamps operated with halogen light we offer interchangeable LED modules.

The functions of the lamp, such as power control, activation of the SOS distress signal, and remaining burn time warning will be fully sustained.

Assembly

The existing reflector unit is replaced by the appropriate LED module. After removal of the halogen illuminant the electric contact is established by plugging in an adapter plug into the socket.

The electronic is protected against reverse polarity of the adapter plug.

If there is a malfunction the adapter plug has to be pulled out, turned by 180° and plugged in again.

Avoid a short circuit at the contacts of the adapter plug.

Safety

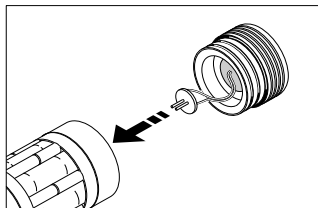
In case of bad cooling an overload protection prevents excessive overheating of the high-power LED and lowers the power consumption accordingly

LED technics

Light - Emitting - Diodes

LED module mini compact

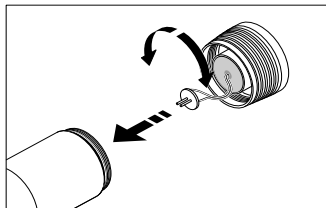
Order-code: ledmc



Number of LED: 2
 Power consumption: 9W
 Adapter plug: G 4
 Burn time 100 %: 190 Min.

LED module nano compact

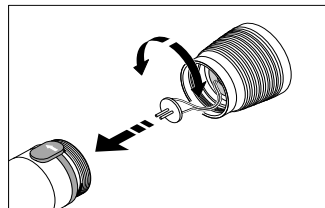
Order-code: lednano



Number of LED: 4
 Power consumption: 17W
 Adapter plug: G 4
 Burn time 100 %: 80 Min.

LED module tube light mini and medi, Set Cave medi

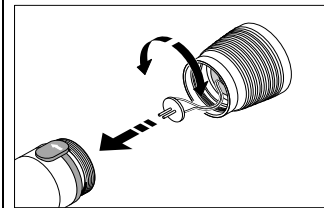
Order-code: ledstab



Number of LED: 4
 Power consumption: 17W
 Adapter plug: G 4
 Burn time 100 %: mini 45 Min.
 Burn time 100 %: medi 85 Min.

LED module Set Wreck maxi

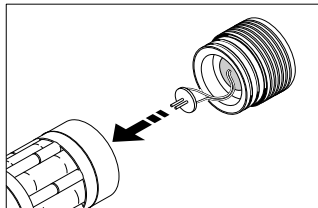
Order-code: ledwmaxi



Number of LED: 4
 Power consumption: 17W
 Adapter plug: G 6.35
 Burn time 100 %: 170 Min.

LED module maxi compact

Order-code: ledmaxi



Number of LED: 3
 Power consumption: 13W
 Adapter plug: G 6.35
 Burn time 100 %: 300 Min.

In order to avoid an overly twisted connection cable, the screw connection has to be twisted about twice or three times into the opposite screwing direction.

Do not use force to tighten the screwing. Otherwise a potentially clamped cable may get damaged.

In order to avoid an overly twisted connection cable, the screw connection has to be twisted about twice or three times into the opposite screwing direction.

Do not use force to tighten the screwing. Otherwise a potentially clamped cable may get damaged.

In order to avoid an overly twisted connection cable, the screw connection has to be twisted about twice or three times into the opposite screwing direction.

Do not use force to tighten the screwing. Otherwise a potentially clamped cable may get damaged..